
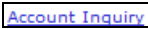
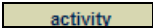






## Viewing Student Account

1.	Begin by logging into your Student Center Home Page. Enter the desired information into the <b>Panther ID</b> field. Enter " <b>2070371</b> ".
2.	Enter the desired information into the <b>Password</b> field. Enter " <b>123456</b> ".
3.	Click the <b>Sign In</b> button. 
4.	Click the <b>Account Inquiry</b> link. 
5.	The <b>Account Summary</b> page gives you a brief overview of your student account. It will show the account balance, any money owed to the student, or any money the student owes to the university.
6.	The <b>Make A Payment</b> button allows the student to go directly to make a payment.
7.	Click the <b>activity</b> link. 
8.	The <b>Account Activity</b> page gives the student a breakdown of his/her student account. This shows the student what charges have been assessed, if any payments have been made, and whether any refunds have been processed.
9.	You can use the <b>From</b> and <b>To</b> date fields to narrow the viewable account activity.
10.	You also have the option to select a specific term to view account activity.
11.	Click the <b>charges due</b> link. 
12.	The <b>Charges Due</b> page gives the student a summary of the charges for his/her student account. Similar to the <b>Account Activity</b> page, the <b>Charges Due</b> page shows the student what charges have been assessed, whether any payments have been made, and whether any refunds have been processed.
13.	Click the <b>payments</b> link. 
14.	The <b>Payments History</b> page gives the student a summary of the posted payments and pending payments for the student account.
15.	Click the <b>pending aid</b> link. 
16.	The <b>Pending Financial Aid</b> page gives a summary of the pending financial aid for the student account.
17.	Click the <b>Home</b> link. 
18.	Congratulations. You have successfully viewed the detailed financial information for a student account. <b>End of Procedure.</b>