
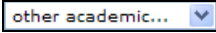
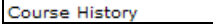



Viewing My Course History

1.	Begin by logging on the secure MyFIU Home Page for this student, using the PantherID and Password. Enter the desired information into the Panther ID field. Enter a valid value e.g. " 2220222 ".
2.	Enter the desired information into the Password field. Enter a valid value e.g. " 123456 ".
3.	Click the Sign In button. 
4.	Click the dropdown list in the Academics section. 
5.	Click the Course History list item. 
6.	Click the Go button. 
7.	The My Course History page is now in view.
8.	To navigate to another page in the Student Center, you can click on the appropriate tab.
9.	Congratulations. You have successfully viewed your "My Course History" page. End of Procedure.