




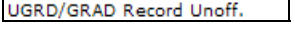




Viewing Unofficial Transcript

1.	Begin by logging on the secure MyFIU Home Page for this student, using the PantherID and Password. Enter the desired information into the Panther ID field. Enter a valid value e.g. " 2220222 ".
2.	Enter the desired information into the Password field. Enter a valid value e.g. " 123456 ".
3.	Click the Sign In button. 
4.	Click the dropdown list in the Academics section. 
5.	Click the Transcript: View Unofficial list item. 
6.	Click the Go button. 
7.	Click the dropdown button for the Report Type field. 
8.	Select the appropriate report type. 
9.	Click the Go button. 
10.	Click the scrollbar to view the rest of the transcript.
11.	Click the Return link. 
12.	To navigate to another page in the Student Center, you can click on the appropriate tab.
13.	Congratulations. You have successfully viewed your unofficial transcript. End of Procedure.