






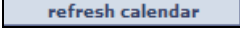


## View Weekly Schedule

1.	Begin by logging on the secure MyFIU Home Page for this student, using the PantherID and Password. Enter the desired information into the <b>Panther ID</b> field. Enter a valid value e.g. " <b>2220222</b> ".
2.	Enter the desired information into the <b>Password</b> field. Enter a valid value e.g. " <b>654321</b> ".
3.	Click the <b>Sign In</b> button. 
4.	Once on your myFIU Home Page, click the <b>Weekly Schedule</b> link in the <b>Academics</b> section. 
5.	Displayed here is the Weekly Calendar View. There is no data for this week.
6.	You can use the previous and next week buttons to view future or past weeks.  Click the <b>&lt;&lt; Previous Week</b> button to view the previous week. 
7.	You can use the calendar lookup feature to select a week to view.  Click the <b>Choose a date (Alt+5)</b> button. 
8.	Click the list. 
9.	Click the <b>January</b> list item. 
10.	Click the <b>14</b> link. 
11.	Click the <b>Refresh Calendar</b> button. 
12.	Displayed here is the Weekly Calendar for the week of January 14, 2008.
13.	To navigate to another page in the Student Center, you can click on the appropriate tab.
14.	Congratulations. You have successfully viewed your Weekly Calendar. <b>End of Procedure.</b>