

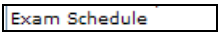



Viewing Exam Schedule

1.	Begin by logging on the secure MyFIU Home Page for this student, using the PantherID and Password. Enter the desired information into the Panther ID field. Enter a valid value e.g. " 2220222 ".
2.	Enter the desired information into the Password field. Enter a valid value e.g. " 654321 ".
3.	Click the Sign In button. 
4.	Once at your myFIU Home Page, click the dropdown list in the Academics section. 
5.	Click the Exam Schedule list item. 
6.	Click the Go button. 
7.	Displayed here is your exam schedule for Summer Term 2008.
8.	To navigate to another page in the Student Center, you can click on the appropriate link.
9.	Congratulations. You have successfully viewed your exam schedule. End of Procedure.