

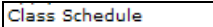



Viewing My Class Schedule

1.	Begin by logging on the secure MyFIU Home Page for this student, using the PantherID and Password. Enter the desired information into the Panther ID field. Enter a valid value e.g. " 2220222 ".
2.	Enter the desired information into the Password field. Enter a valid value e.g. " 654321 ".
3.	Click the Sign In button. 
4.	Click the dropdown list in the Academics section. 
5.	Click the Class Schedule list item. 
6.	Click the Go button. 
7.	Click the scrollbar to view the rest of the class schedule.
8.	Click the scrollbar to return.
9.	To navigate to another page in the Student Center, you can click on the appropriate link.
10.	Congratulations. You have successfully viewed your schedule. End of Procedure.