
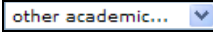



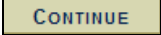


## Viewing My Grades

1.	<p>Begin by logging on the secure MyFIU Home Page for this student, using the PantherID and Password.</p> <p>Enter the desired information into the <b>Panther ID</b> field. Enter a valid value e.g. <b>"2220222"</b>.</p>
2.	<p>Enter the desired information into the <b>Password</b> field. Enter a valid value e.g. <b>"654321"</b>.</p>
3.	<p>Click the <b>Sign In</b> button.</p> 
4.	<p>Once on your myFIU Home Page, click the dropdown list in the <b>Academics</b> section.</p> 
5.	<p>Click the <b>Grades</b> list item.</p> 
6.	<p>Click the <b>Go</b> button.</p> 
7.	<p>You can select the term in which you want to view your grades.</p> <p>Click the <b>Fall Term 2007</b> option.</p> 
8.	<p>Click the <b>Continue</b> button.</p> 
9.	<p>The grades for Fall Term 2007 are displayed.</p>
10.	<p>Click the scrollbar to view the rest of the page.</p>
11.	<p>Click the scrollbar to return.</p>
12.	<p>You can view grades for a different term by clicking the <b>change term</b> button, or continue with another task in the Student Center.</p>
13.	<p>To navigate to another page in the Student Center, you can click on the appropriate tab.</p>
14.	<p>Congratulations. You have successfully viewed your grades.</p> <p><b>End of Procedure.</b></p>